


Three patent



According to the installing environment, using Brackets for slide rail system, the screen unit can be moved to any position on the slide rail of the outer housing, unlike other fixed mounting system, the slide rail system allows the mounting brackets to be secured on the most supported wall position.



To avert from dust, worms and noise when screen rolling up.



The special tenon design of complex Aluminum Alloy Slat can clamp the fabric averagely and increase the weight, which can avert from fabric falling And surface uneven when rolling the screen down.



3-way switch wall-mount control module

The gadget of the remote control can be changed freely. It will change the direction according to the direction of remote control installation.



RF remote control module

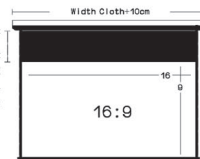
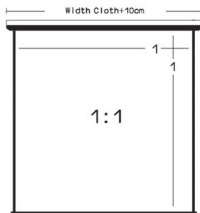
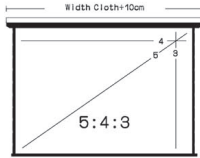
Adopt high frequency microwave program, control the ascending and descending of screen through the receipt of the major controller.



IR remote control module

IR wireless remote control gadget, control the ascending and descending of projection screen through the receipt of the major control module, and integrate all the digital parts.

Electronic screen




JSV	Item no	Viewing Area		Size	External Size	Matte White	Grey Matte
		Diagonal	CM WxH	CM WxH	CM WxHxD		
90 series	JSV-E75	75"	60*45	152*114	166*9.5*9.8	●	●
	JSV-E90	90"	72*54	189*137	197*9.5*9.8	●	●
	JSV-E100	100"	84*63	213*160	227*9.5*9.8	●	●
	JSV-E120	120"	96*72	244*183	258*9.5*9.8	●	●
	JSV-E135	135"	108*84	274*213	288*9.5*9.8	●	●
120 series	JSV-E150	150"	120*96	305*244	319*12*12	●	●
	JSV-E160	160"	128*96	325*244	339*12*12	●	●
	JSV-E180	180"	144*108	366*274	380*12*12	●	●
	JSV-E200	200"	160*120	406*305	421*12*12	●	●
160 series	JSV-E220	220"	176*132	447*335	461*18*18	●	●
	JSV-E240	240"	192*144	488*366	507*18*18	●	●
	JSV-E260	260"	208*156	528*396	548*18*18	●	●
	JSV-E280	280"	224*168	569*426	589*18*18	●	●
	JSV-E300	300"	240*180	610*457	630*18*18	●	●

JSS	Item no	Viewing Area		Size	External Size	Matte White	Grey Matte
		Diagonal	CM WxH	CM WxH	CM WxHxD		
90 series	JSS-E60	60"	60*60	152*152	166*9.5*9.8	●	●
	JSS-E72	72"	72*72	189*183	197*9.5*9.8	●	●
	JSS-E84	84"	84*84	213*213	227*9.5*9.8	●	●
	JSS-E96	96"	96*96	244*244	258*9.5*9.8	●	●
	JSS-E108	108"	108*108	274*274	288*9.5*9.8	●	●
120 series	JSS-E120	120"	120*120	305*305	319*12*12	●	●
	JSS-E128	128"	128*128	325*325	339*12*12	●	●
	JSS-E144	144"	144*144	366*366	380*12*12	●	●
	JSS-E160	160"	160*160	406*406	421*12*12	●	●
160 series	JSS-E176	176"	176*176	447*447	461*18*18	●	●
	JSS-E192	192"	192*192	488*488	507*18*18	●	●
	JSS-E208	208"	208*208	528*528	548*18*18	●	●
	JSS-E224	224"	224*224	569*569	589*18*18	●	●

JSH	Item no	Viewing Area		Size	External Size	Matte White	Grey Matte
		Diagonal	CM WxH	CM WxH	CM WxHxD		
90 series	JSH-E75	75"	166*93	174*153	187*9.5*9.8	●	●
	JSH-E90	90"	199*112	207*172	221*9.5*9.8	●	●
	JSH-E100	100"	221*124	229*184	242*9.5*9.8	●	●
	JSH-E120	120"	265*149	273*209	287*9.5*9.8	●	●
120 series	JSH-E135	135"	298*168	306*228	319*12*12	●	●
	JSH-E150	150"	332*186	340*246	353*12*12	●	●
	JSH-E160	160"	366*204	374*264	387*12*12	●	●

JUMBO



Pneumatic screen

1. Suitable for business presentation and teaching tool.
2. It is portable and is easy to roll up and can be positioned.
3. The structure of the shell is encased in aluminum alloy housing.
4. It prevents acid and alkali - high hardness - low weight and uneasy to deform.

Item no	Diagonal	Size WxH	External Size WxHxD CM	MATTE WHITE
JSV-FA60	60"	48"×36"	141X11X12	●
JSV-FA80	80"	64"×48"	182X11X12	●
JSV-FA100	100"	80"×60"	225X11X12	●

Manual screen

1. It is easy to roll up, and has the positioned function.
2. It owns the gadget to make the screen smooth.

Item no	Diagonal	Size WxH	External Size WxHxD CM	MATTE WHITE
JSS-M72	90"	72"×72"	190X10.5X8	●
JSS-M84	100"	84"×84"	230X10.5X8	●
JSV-M120	120"	96"×72"	259X10.5X8	●

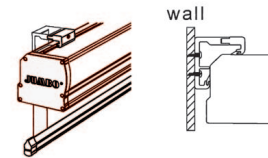
Tripod screen

1. It is movable, and is convenient to ascend and descend.
2. It can be leaned to 15 degree, and can accept the weight about 30 kilogram.

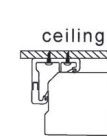
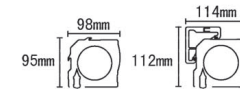
Item no	Diagonal	Size WxH	External Size WxHxD CM	MATTE WHITE
JSS-T60	75"	60"×60"	174X9.8X12	●
JSS-T72	90"	72"×72"	190X9.8X12	●
JSS-T84	100"	84"×84"	230X9.8X12	●

Electric screen installation

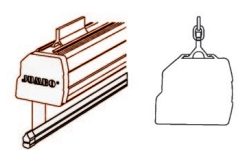
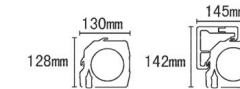
Simple and convenient installation



90series surface profile



120series surface profile



160series surface profile

